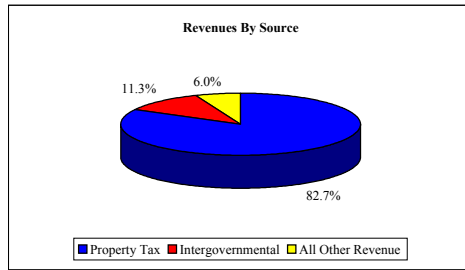


**Bristol**

Indicators

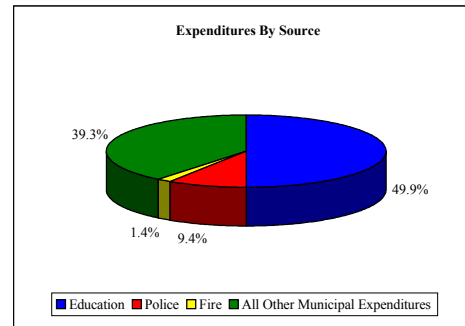
**Revenues FY 2001 (General Fund, Unrestricted School Special Revenue Fund & Debt Service Fund)**

Property Tax	\$22,276,045
Intergovernmental	3,042,392
All Other Revenue	1,621,801
<b>Total</b>	<b>\$26,940,238</b>
Per Capita	\$1,199
Statewide Per Capita Average	2,107
Per \$1,000 of Personal Income (PI)	56
Statewide Per \$1,000 of PI Average	97



**Expenditures FY 2001 (General fund, Unrestricted School Special Revenue Fund & Debt Service Fund)**

Education	\$12,623,347
Police	2,366,311
Fire	362,090
All Other Municipal Expenditures	9,928,405
<b>Total</b>	<b>\$25,280,153</b>
Per Capita	\$1,125
Statewide Per Capita Average	2,056
Per \$1,000 of Personal Income (PI)	52
Statewide Per \$1,000 of PI Average	95
As a percentage of revenues	93.8%
Statewide Average	97.6%



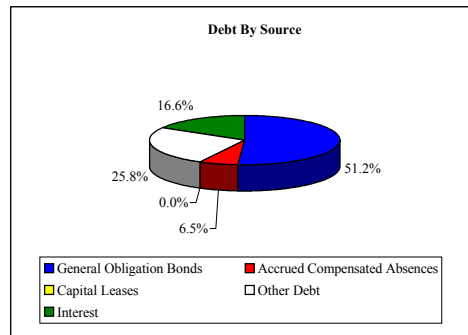
**Operating Position Indicators FY 2001**

General Fund balance as a percentage of the General Fund Operating Revenues*	
Beginning of year	21.9%
End of year	22.5%
Enterprise fund operating income - (loss)	
	\$76,714
Enterprise Fund balance	
Beginning of year	5,988,437
End of year	7,165,696

\*Note: Some municipalities include school revenues and expenditures in a Special Revenue Fund and not in the General Fund. Therefore, this indicator doesn't include these revenues and expenditures for those communities. Hence, this indicator should only be used to evaluate if the fund balance has grown or declined during the year. It should not be used as a comparison among communities.

**Outstanding Long-term Debt (as of FY 2001)\*\***

General Obligation Bonds Outstanding	\$9,462,325
Accrued Compensated Absences	1,196,248
Capital Leases	0
Other Debt	4,766,993
All Interest	3,059,488
<b>Total outstanding long-term debt (including interest)</b>	<b>\$18,485,054</b>
Debt as a percentage of Estimated Full Value	
Statewide Average	3.3%
Debt as a percentage of Revenues (General Fund, Unrestricted School Special Revenue & Debt Service Fund)	
	68.6%
Debt Per Capita	\$823
Statewide Debt Per Capita	1,912
Debt Per \$1,000 of Personal Income	38
Statewide Debt Per \$1,000 of PI Average	88



Enterprise Fund Debt (Principal and Interest) 19,455,949

**Pension Liability FY 2000 (Private Municipal Pension Plans only)\*\*\***

Amount in Pension Fund (PF), Beginning of FY 2001	\$13,317,303
Unfunded Pension Plan Liability/(Surplus)	(1,179,782)
Unfunded Pens. Plan Liability/Surplus as a percentage of PF	-8.9%
Unf. Pens. Plan Liability/Surplus as a percent. of est. full value	-0.1%

\*\* Other debt is for loan proceeds that the town uses for landfill closure purposes. The interest shown here (\$255,078) is for only one loan. The interest due through maturity for the other loan is not available as of June 30, 2001. Interest is calculated monthly based on the loan balances and the town has not completely drawn down all of the proceeds as of June 30, 2001.

The School District Bristol-Warren has bonded outstanding debt in the amount of \$16,545,000 as of 6/30/2001. The bonds are general obligations of the District.

\*\*\*The town contributes to the private municipal Police Pension Plan. All members of the Police Force hired prior to March 22, 1998 are eligible in the Pension Plan.

Bristol also participates in the Municipal Employees' Retirement System of the State of Rhode Island and shows a pension funding excess of \$2,658,320 in FY 2000.

The town's general employees, firemen and any policemen hired after March 22, 1998 participate in the Plan.