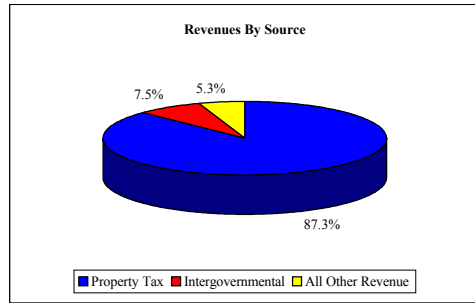


Exeter

Indicators

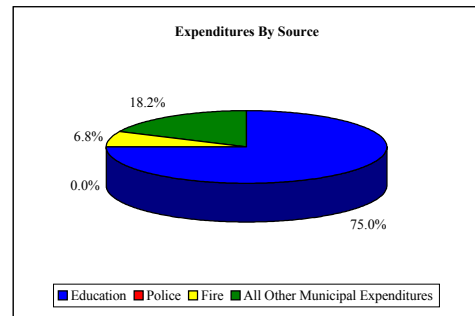
Revenues FY 2001 (General Fund, Unrestricted School Special Revenue Fund & Debt Service Fund)

Property Tax	\$7,099,841
Intergovernmental	608,205
All Other Revenue	428,764
Total	\$8,136,810
Per Capita	\$1,346
Statewide Per Capita Average	2,107
Per \$1,000 of Personal Income (PI)	53
Statewide Per \$1,000 of PI Average	97



Expenditures FY 2001 (General fund, Unrestricted School Special Revenue Fund & Debt Service Fund)

Education	\$6,151,374
Police	0
Fire	556,277
All Other Municipal Expenditures	1,489,543
Total	\$8,197,194
Per Capita	\$1,356
Statewide Per Capita Average	2,056
Per \$1,000 of Personal Income (PI)	53
Statewide Per \$1,000 of PI Average	95
As a percentage of revenues	100.7%
Statewide Average	97.6%



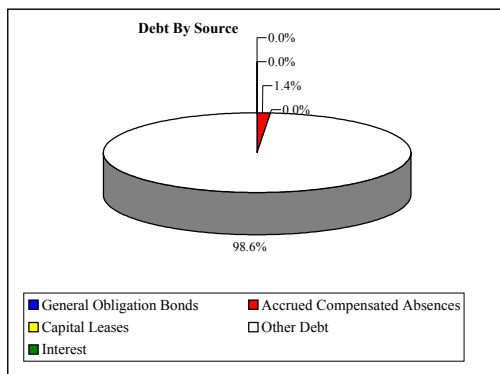
Operating Position Indicators FY 2001

General Fund balance as a percentage of the General Fund Operating Revenues*	
Beginning of year	12.7%
End of year	8.6%
Enterprise fund operating income - (loss)	
Enterprise Fund balance	NA
Beginning of year	NA
End of year	NA

*Note: Some municipalities include school revenues and expenditures in a Special Revenue Fund and not in the General Fund. Therefore, this indicator doesn't include these revenues and expenditures for those communities. Hence, this indicator should only be used to evaluate if the fund balance has grown or declined during the year. It should not be used as a comparison among communities.

Outstanding Long-term Debt (as of FY 2001)**

General Obligation Bonds Outstanding	\$0
Accrued Compensated Absences	14,828
Capital Leases	0
Other Debt	1,025,000
All Interest	0
Total outstanding long-term debt (including interest)	\$1,039,828
Debt as a percentage of Estimated Full Value	
Statewide Average	3.3%
Debt as a percentage of Revenues (General Fund, Unrestricted School Special Revenue & Debt Service Fund)	
School Special Revenue & Debt Service Fund	12.8%
Debt Per Capita	\$172
Statewide Debt Per Capita	1,912
Debt Per \$1,000 of Personal Income	7
Statewide Debt Per \$1,000 of PI Average	88



Enterprise Fund Debt (Principal and Interest) NA

Pension Liability FY 2000 (Private Municipal Pension Plans only)***

Amount in Pension Fund (PF), Beginning of FY 2001	NA
Unfunded Pension Plan Liability/(Surplus)	18,000
Unfunded Pens. Plan Liability/Surplus as a percentage of PF	NA
Unf. Pens. Plan Liability/Surplus as a percent. of est. full value	0.0%

**The debt shown here does not reflect the town's proportionate share of the Exeter/West Greenwich Regional School District's long-term debt, which was \$14,620,000 at June 30, 2000 (most recent audit date), exclusive of interest.

***The town maintains the Town of Exeter Money Purchase Pension Plan, for retirement benefits for all eligible full-time employees. The Town expense to the plan for FY 2001 was \$10,000. The unpaid balance due was \$18,000 at June 30, 2001.