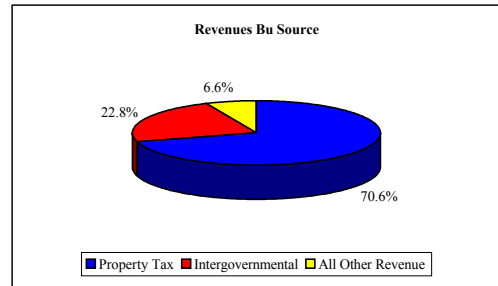


Glocester

Indicators

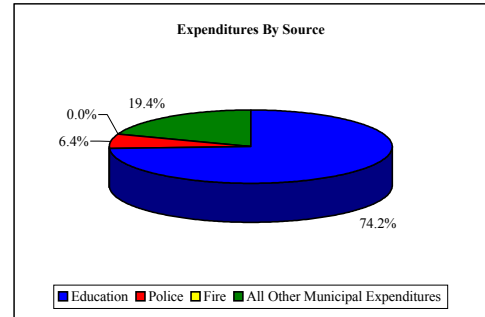
Revenues FY 2001 (General Fund, Unrestricted School Special Revenue Fund & Debt Service Fund)

Property Tax	\$13,288,344
Intergovernmental	4,286,950
All Other Revenue	1,243,512
Total	\$18,818,806
Per Capita	\$1,892
Statewide Per Capita Average	2,107
Per \$1,000 of Personal Income (PI)	83
Statewide Per \$1,000 of PI Average	97



Expenditures FY 2001 (General fund, Unrestricted School Special Revenue Fund & Debt Service Fund)

Education	\$12,855,577
Police	1,101,618
Fire	0
All Other Municipal Expenditures	3,363,307
Total	\$17,320,502
Per Capita	\$1,741
Statewide Per Capita Average	2,056
Per \$1,000 of Personal Income (PI)	76
Statewide Per \$1,000 of PI Average	95
As a percentage of revenues	92.0%
Statewide Average	97.6%



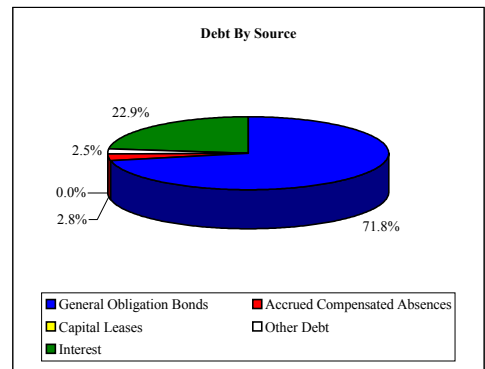
Operating Position Indicators FY 2001

General Fund balance as a percentage of the General Fund	
Operating Revenues*	
Beginning of year	15.5%
End of year	19.1%
Enterprise fund operating income - (loss)	
Enterprise Fund balance	NA
Beginning of year	NA
End of year	NA

*Note: Some municipalities include school revenues and expenditures in a Special Revenue Fund and not in the General Fund. Therefore, this indicator doesn't include these revenues and expenditures for those communities. Hence, this indicator should only be used to evaluate if the fund balance has grown or declined during the year. It should not be used as a comparison among communities.

Outstanding Long-term Debt (as of FY 2001)**

General Obligation Bonds Outstanding	\$6,635,000
Accrued Compensated Absences	260,174
Capital Leases	0
Other Debt	228,000
All Interest	2,118,206
Total outstanding long-term debt (including interest)	\$9,241,380
Debt as a percentage of Estimated Full Value	
Statewide Average	3.3%
Debt as a percentage of Revenues (General Fund, Unrestricted School Special Revenue & Debt Service Fund)	
Debt Per Capita	\$929
Statewide Debt Per Capita	1,912
Debt Per \$1,000 of Personal Income	41
Statewide Debt Per \$1,000 of PI Average	88



Enterprise Fund Debt (Principal and Interest) 0

Pension Liability FY 2000 (Private Municipal Pension Plans only)***

Amount in Pension Fund (PF), Beginning of FY 2001	NA
Unfunded Pension Plan Liability/(Surplus)	NA
Unfunded Pens. Plan Liability/Surplus as a percentage of PF	NA
Unf. Pens. Plan Liability/Surplus as a percent. of est. full value	NA

**The debt does not reflect the town's proportionate share of the Foster-Glocester Regional School District's long-term debt, which was \$7,246,734 (including interest) at June 30, 2001.

***Glocester participates in the Municipal Employees' Retirement System of the State of Rhode Island and shows a pension funding excess of \$223,009 in FY 2000.