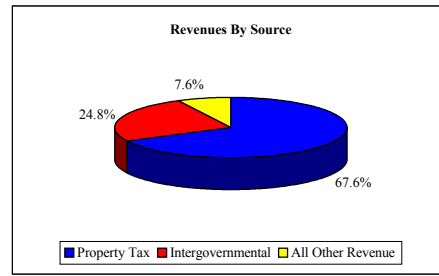


Lincoln

Indicators

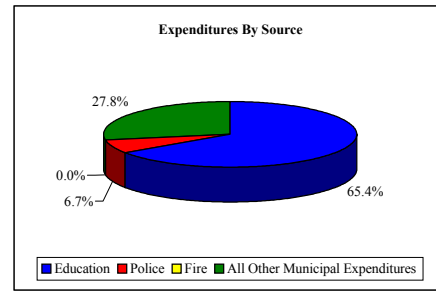
Revenues FY 2001 (General Fund, Unrestricted School Special Revenue Fund & Debt Service Fund)

Property Tax	\$29,902,725
Intergovernmental	10,994,799
All Other Revenue	3,356,821
Total	\$44,254,345
Per Capita	\$2,118
Statewide Per Capita Average	2,107
Per \$1,000 of Personal Income (PI)	79
Statewide Per \$1,000 of PI Average	97



Expenditures FY 2001 (General fund, Unrestricted School Special Revenue Fund & Debt Service Fund)

Education	\$29,432,980
Police	3,021,847
Fire	2,500
All Other Municipal Expenditures	12,224,082
Total	\$44,981,409
Per Capita	\$2,152
Statewide Per Capita Average	2,056
Per \$1,000 of Personal Income (PI)	80
Statewide Per \$1,000 of PI Average	95
As a percentage of revenues	101.6%
Statewide Average	97.6%



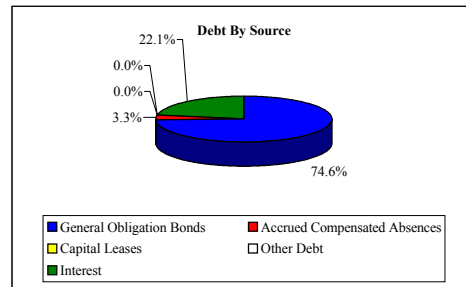
Operating Position Indicators FY 2001

General Fund balance as a percentage of the General Fund Operating Revenues*	
Beginning of year	17.8%
End of year	18.3%
Enterprise fund operating income - (loss)	(\$55,214)
Enterprise Fund balance	
Beginning of year	2,151,393
End of year	2,013,761

*Note: Some municipalities include school revenues and expenditures in a Special Revenue Fund and not in the General Fund. Therefore, this indicator doesn't include these revenues and expenditures for those communities. Hence, this indicator should only be used to evaluate if the fund balance has grown or declined during the year. It should not be used as a comparison among communities.

Outstanding Long-term Debt (as of FY 2001)

General Obligation Bonds Outstanding	\$32,315,000
Accrued Compensated Absences	1,445,164
Capital Leases	0
Other Debt	0
All Interest	9,571,371
Total outstanding long-term debt (including interest)**	\$43,331,535
Debt as a percentage of Estimated Full Value	2.7%
Statewide Average	3.3%
Debt as a percentage of Revenues (General Fund, Unrestricted School Special Revenue & Debt Service Fund)	97.9%
Debt Per Capita	\$2,073
Statewide Debt Per Capita	1,912
Debt Per \$1,000 of Personal Income	77
Statewide Debt Per \$1,000 of PI Average	88



Enterprise Fund Debt (Principal and Interest)** **see footnote**

Pension Liability FY 2000 (PrivateMunicipal Pension Plans only)***

Amount in Pension Fund (PF), Beginning of FY 2001	\$11,273,401
Unfunded Pension Plan Liability/(Surplus)	702,599
Unfunded Pens. Plan Liability/Surplus as a percentage of PF	6.2%
Unf. Pens. Plan Liability/Surplus as a percent. of est. full value	0.0%

**The total outstanding long-term debt of \$43,331,535 includes the debt for the Enterprise Fund which was app. \$3.5 million as of June 30, 2001.

***The town has a Town Retirement Plan that covers substantially all Town and School Dept. Employees not covered by other plans. This plan has an unfunded pension liability of \$702,599 as of January 1, 2000. By a labor agreement with the Laborers' International Union of North America, the Town contributes to the Laborers' International Union of North America Pension Fund for certain employees of the Town Hall, the Public Works Department, and the Water Department. The total pension expense for FY 2001 was \$193,575. The town provides a defined benefit pension plan to certain non-union municipal and rescue employees. This Plan is affiliated with the State of Rhode Island's Municipal Employees' Retirement System and shows a pension funding excess of \$433,405.