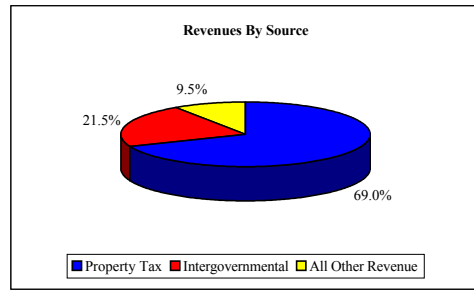


South Kingstown

Indicators

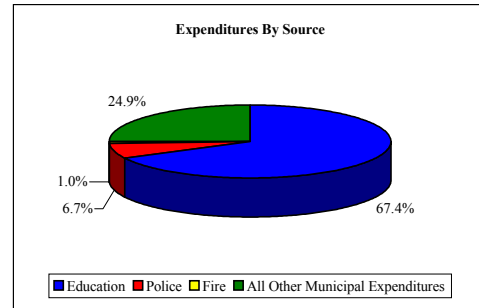
Revenues FY 2001 (General Fund, Unrestricted School Special Revenue Fund & Debt Service Fund)

Property Tax	\$39,234,659
Intergovernmental	12,226,938
All Other Revenue	5,400,939
Total	\$56,862,536
Per Capita	\$2,037
Statewide Per Capita Average	2,107
Per \$1,000 of Personal Income (PI)	85
Statewide Per \$1,000 of PI Average	97



Expenditures FY 2001 (General fund, Unrestricted School Special Revenue Fund & Debt Service Fund)

Education	\$36,864,477
Police	3,655,582
Fire	553,752
All Other Municipal Expenditures	13,590,571
Total	\$54,664,382
Per Capita	\$1,958
Statewide Per Capita Average	2,056
Per \$1,000 of Personal Income (PI)	82
Statewide Per \$1,000 of PI Average	95
As a percentage of revenues	96.1%
Statewide Average	97.6%



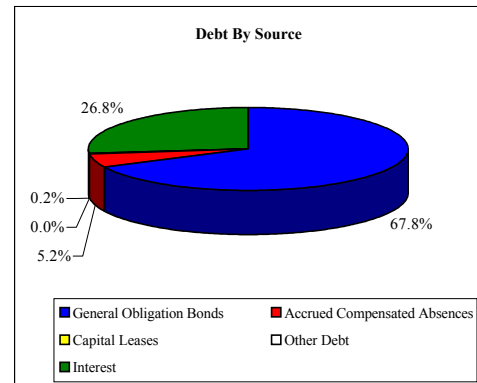
Operating Position Indicators FY 2001

General Fund balance as a percentage of the General Fund Operating Revenues*	
Beginning of year	13.5%
End of year	16.0%
Enterprise fund operating income - (loss)	(\$466,389)
Enterprise Fund balance	
Beginning of year	11,123,069
End of year	11,486,979

*Note: Some municipalities include school revenues and expenditures in a Special Revenue Fund and not in the General Fund. Therefore, this indicator doesn't include these revenues and expenditures for those communities. Hence, this indicator should only be used to evaluate if the fund balance has grown or declined during the year. It should not be used as a comparison among communities.

Outstanding Long-term Debt (as of FY 2001)

General Obligation Bonds Outstanding	\$39,810,000
Accrued Compensated Absences	3,053,188
Capital Leases	5,583
Other Debt	111,000
All Interest	15,713,873
Total outstanding long-term debt (including interest)	\$58,693,644
Debt as a percentage of Estimated Full Value	2.9%
Statewide Average	3.3%
Debt as a percentage of Revenues (General Fund, Unrestricted School Special Revenue & Debt Service Fund)	103.2%
Debt Per Capita	\$2,102
Statewide Debt Per Capita	1,912
Debt Per \$1,000 of Personal Income	88
Statewide Debt Per \$1,000 of PI Average	88



Enterprise Fund Debt (Principal and Interest) 747,750

Pension Liability FY 2000 (Private Municipal Pension Plans only)**

Amount in Pension Fund (PF), Beginning of FY 2001	NA
Unfunded Pension Plan Liability/(Surplus)	NA
Unfunded Pens. Plan Liability/Surplus as a percentage of PF	NA
Unf. Pens. Plan Liability/Surplus as a percent. of est. full value	NA

**South Kingstown participates in the Municipal Employees' Retirement System of the State of Rhode Island and shows a pension funding excess of \$13,079,335 in FY 2000.