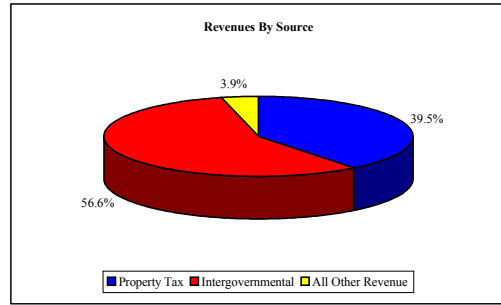


Woonsocket

Indicators

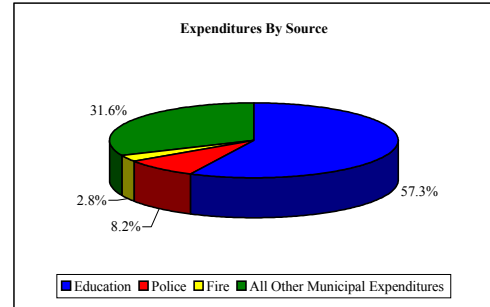
Revenues FY 2001 (General Fund, Unrestricted School Special Revenue Fund & Debt Service Fund)

Property Tax	\$34,683,211
Intergovernmental	49,637,922
All Other Revenue	3,425,109
Total	\$87,746,242
Per Capita	\$2,030
Statewide Per Capita Average	2,107
Per \$1,000 of Personal Income (PI)	125
Statewide Per \$1,000 of PI Average	97



Expenditures FY 2001 (General fund, Unrestricted School Special Revenue Fund & Debt Service Fund)

Education	\$48,759,473
Police	6,999,325
Fire	2,397,958
All Other Municipal Expenditures	26,885,504
Total	\$85,042,260
Per Capita	\$1,967
Statewide Per Capita Average	2,056
Per \$1,000 of Personal Income (PI)	121
Statewide Per \$1,000 of PI Average	95
As a percentage of revenues	96.9%
Statewide Average	97.6%



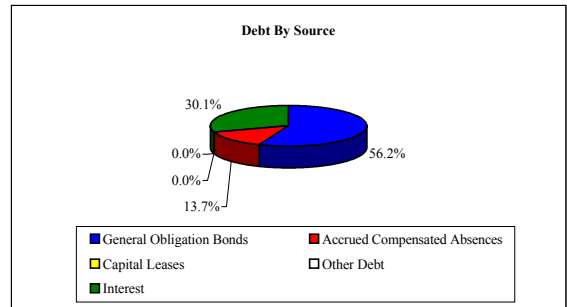
Operating Position Indicators FY 2001

General Fund balance as a percentage of the General Fund	
Operating Revenues*	
Beginning of year	6.9%
End of year	7.3%
Enterprise fund operating income - (loss)	
Enterprise Fund balance	\$1,466,875
Beginning of year	(8,955,861)
End of year	(6,893,518)

*Note: Some municipalities include school revenues and expenditures in a Special Revenue Fund and not in the General Fund. Therefore, this indicator doesn't include these revenues and expenditures for those communities. Hence, this indicator should only be used to evaluate if the fund balance has grown or declined during the year. It should not be used as a comparison among communities.

Outstanding Long-term Debt (as of FY 2001)

General Obligation Bonds Outstanding	\$35,702,255
Accrued Compensated Absences	8,704,019
Capital Leases	0
Other Debt	0
All Interest	19,091,612
Total outstanding long-term debt (including interest)	\$63,497,886
Debt as a percentage of Estimated Full Value	4.5%
Statewide Average	3.3%
Debt as a percentage of Revenues (General Fund, Unrestricted School Special Revenue & Debt Service Fund)	72.4%
Debt Per Capita	\$1,469
Statewide Debt Per Capita	1,912
Debt Per \$1,000 of Personal Income	91
Statewide Debt Per \$1,000 of PI Average	88



Enterprise Fund Debt (Principal and Interest) 10,579,499

Pension Liability FY 2000 (Private Municipal Pension Plans only)**

Amount in Pension Fund (PF), Beginning of FY 2001	\$3,655,049
Unfunded Pension Plan Liability/(Surplus)	73,855,980
Unfunded Pens. Plan Liability/Surplus as a percentage of PF	2020.7%
Unf. Pens. Plan Liability/Surplus as a percent. of est. full value	5.2%

**The Firemen's (hired prior to July 1, 1985) and Police Pension Plan (hired prior to July 1, 1980) has an unfunded pension liability of \$73,855,980 in FY 2000.

Woonsocket also participates in the Municipal Employees' Retirement System of the State of Rhode Island and shows a pension funding excess of \$23,986,385 in FY 2000.